

Weights

Operating weight	5218 kg
Additional weight for cab with heating	112 kg
Additional weight for cab with HVAC	131 kg
Additional weight for long dipperstick	229 kg
Additional weight for long dozer blade	176 kg
Additional weight for steel tracks	125 kg
Ground pressure with rubber tracks	30.00 kPa

Engine

Make / model	Kubota V2403-M-DI-TE3B-BC-5
Fuel	Diesel
Number of cylinders	4
Displacement	2.43 L
Maximum NET power (ISO 9249)	36.5 kW
Maximum NET torque (ISO 9249)	183.0 Nm

Hydraulic System

Pump type	SINGLE OUTLET VARIABLE DISPLACEMENT PISTON PUMP WITH GEAR PUMPS
Piston pump capacity	138.60 L/min
System relief pressure for implement circuits	250.00 bar
Boom port relief base and rod end	290.0 - 290.0 bar
Auxiliary (AUX1) flow	75.70 L/min
Auxiliary (AUX2) flow	45.40 L/min

Performance

Digging force, dipperstick (ISO 6015)	30993 N
Digging force, long dipperstick (ISO 6015)	26301 N
Digging force, bucket (ISO 6015)	44297 N
Travel speed, low range	2.9 km/h
Travel speed, high range	4.6 km/h

Slew System

Boom swing, left	75°
Boom swing, right	50°
Slew rate	9.3 RPM

Fluid Capacities

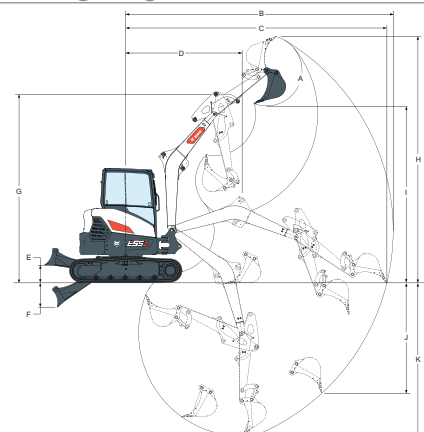
Cooling system	7.60 L
Engine lubrication plus oil filter	6.30 L
Fuel reservoir	72.00 L
Hydraulic reservoir	15.10 L

Standard Features

1960 mm dozer blade	Horn
400 mm rubber track	Hydraulic joystick controls
5 inch display	Machine IQ (telematic)
Auto idle	Proportional fingertip auxiliary and boom swing offset
Adjustable double acting auxiliary hydraulic (AUX1) with QC on ARM	hydraulic control
Battery disconnect switch	Retractable seat belt
Blade float feature	Selectable auxiliary hydraulic flow
Clamp ready	Suspension seat with high back
Control console locks	Storage compartment
Cupholders	Tool box
Dual Direction Detent	TOPS/ROPS/FOPS cab * 1
Dual flanged rollers	Two-speed travel with Auto shift
Engine/hydraulic monitor with shutdown	Upper structure tie down
Foldable and ergonomic pedals	LED Work lights
Full fuel warning alarm	Warranty: 24 months, 2000 hours (whichever occurs first)

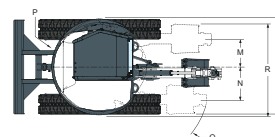
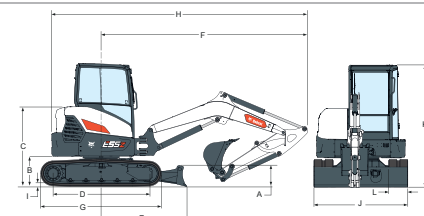
1. Roll Over Protective Structure (ROPS) – Meets requirements of ISO 3471. Tip Over Protective Structure (TOPS) – Meets requirements of ISO 12117. Falling Object Protective Structure (FOPS) - Meets requirements of ISO 3449.

Working Range



(A)	186°	(G)	4273.0 mm
(B)	5983.0 mm	(H)	4272.0 mm
(B)	6361.0 mm	(H*)	5768.0 mm
(C)	5843.0 mm	(I)	4008.0 mm
(C*)	6232.0 mm	(I*)	4263.0 mm
(D)	2541.0 mm	(J)	2485.0 mm
(D*)	2638.0 mm	(J*)	2878.0 mm
(E)	390.0 mm	(K)	3434.0 mm
(F)	547.0 mm	(K*)	3834.0 mm

Dimensions



(A)	422.0 mm	(J)	1959.0 mm
(B)	627.0 mm	(K)	2566.0 mm
(C)	1659.0 mm	(L)	400.0 mm
(D)	2004.0 mm	(M)	586.0 mm
(E)	1784.0 mm	(N)	872.0 mm
(F)	4300.0 mm	(O)	2112.0 mm
(G)	3045.0 mm	(P)	1071.0 mm
(H)	5561.0 mm	(Q)	2243.0 mm
(H*)	5558.0 mm	(R)	1941.0 mm
(I)	24.0 mm		

Options

Air conditioning	Travel motion alarm
Long dipperstick	Steel tracks
2nd Auxiliary hydraulics	Beacon kit
Dlx textile suspension seat	Left and right mirror
Boom safety valve with overload warning	Additional work light kit
Boom & arm safety valves with overload warning	Rubber bolt-on pads for steel tracks
AM/FM stereo radio	Special applications kit
FOGS kit (Overhead guard)	Hydraulic coupler lines
Lifting chain kit	